

Ballet Elite Summer Dance Program 2025 Session

Ages 6 & Up - Monday, June 23th - Friday, July 25th

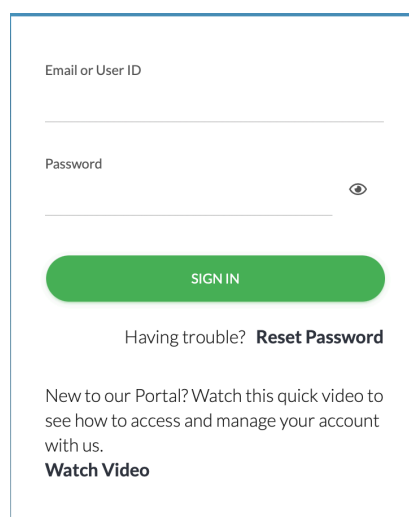
Ages 3-5 - Monday, Wednesday & Fridays June 23rd - July 18th

Closed Friday, July 4th

REGISTRATION INSTRUCTIONS

- Parent Portal registration is now open!. **View the schedule, levels and fees before you register.**
- **Current students** must register through the Parent Portal/BE App
 - Search Ballet Elite Dance Studio to download the app.
 - [Click for App Video Instruction](#)
 - Parent Portal from laptop: [Parent Portal Link](#)
- **New students** must create an account before registering
 - [Link to New Registration Portal](#)
- **Deposit Payment Due to Complete Registration** - We will run your primary card on file
- **Note:** *Many levels may fill up. If your desired day/session is full, either add yourself to the waitlist or email the studio asking to be added to the waitlist. We may be able to get you in so **BE SURE** to let us know!*

Step 1: Your Login ID is your Email Address (to which we sent this email). If you don't remember your password, click Reset Password and a temporary password will be emailed to you.



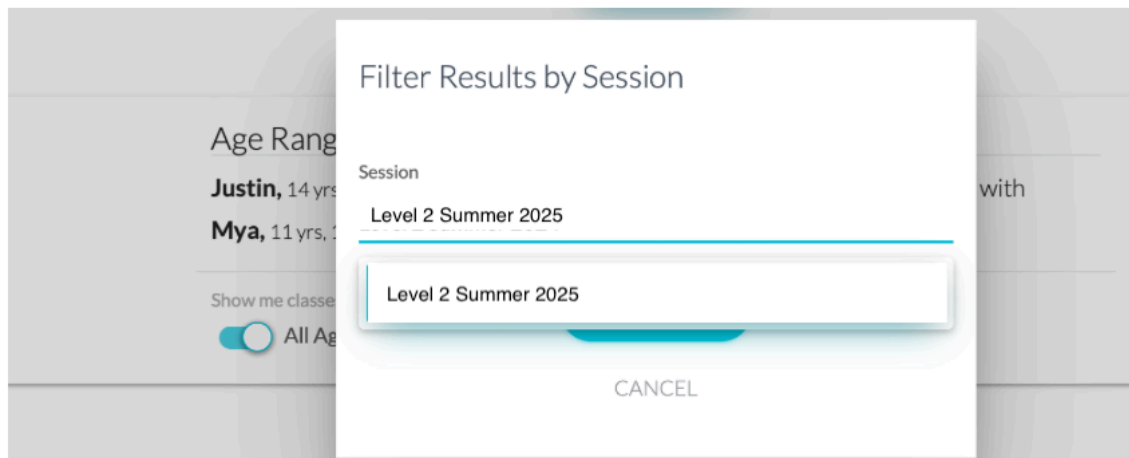
The screenshot shows a login form with the following elements:

- A label "Email or User ID" above a text input field.
- A label "Password" above a text input field, with an eye icon to its right for toggling visibility.
- A green rounded button labeled "SIGN IN".
- A link "Reset Password" preceded by the text "Having trouble?".
- A message: "New to our Portal? Watch this quick video to see how to access and manage your account with us." followed by a link "Watch Video".

Step 2: Once you are logged in Click on Looking for a Class

Step 3: Click add a Filter and select Session

- Each Level has its own Session so you must know your Level before you register.



- The example shows Level 2 Summer Session, but you will select your filter based on your child's Summer Level. (Siblings will often be in different levels so register them separately.)

Step 4: Find the correct **TIMES AND LEVELS** for that week

- You must register for each week separately
- Siblings in different times/levels will need to be registered separately
- You can use the Add Filter to view one week at time, if you prefer.
- **For Partial Week or Single Day registrations, click "Add to Cart" first and the next screen will allow you to select specific days (These options open on March 29th)**

DASHBOARD
BILLING & PAYMENTS
CLASSES & EVENTS
1

Age Ranges

Justin, 14 yrs, 8 mths

Mya, 11 yrs, 1 mths

Show me classes for...

☒ All Ages

Wait Lists

Would you like to see classes with waiting lists?

Show me full classes with...

☐ Wait Lists

CLASSES

2

SESSION: LEVEL 2 SUMMER 2024 X

SORT BY

CLASS: A - Z

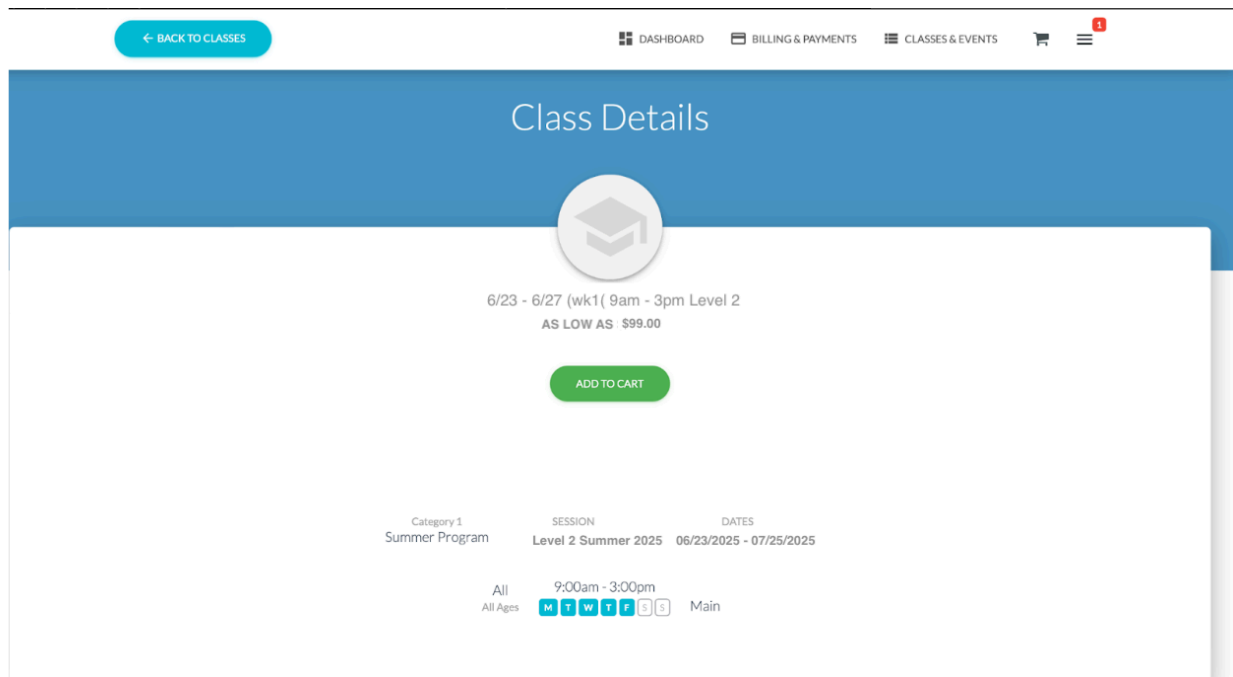
FILTER RESULTS

ADD A FILTER

CLASS	FOR	SESSION /START	WHEN	WHERE	WITH	TUITION
<div>45 SPOTS LEFT</div> <div>6/23 - 6/27 (wk1) 9am</div> <div>3pm Level 2</div>	<div>All Genders</div> <div>All Ages</div>	<div>Level 2 Summer 2025</div> <div>06/23/2025</div>	<div>9:00am - 3:00pm</div> <div>M T W T F S S</div>	Main		<div>As low as</div> <div>\$99.99</div>
<div>15 SPOTS LEFT</div> <div>6/23 - 6/27 (wk1) 9am</div> <div>5pm Level 2</div>	<div>All Genders</div> <div>All Ages</div>	<div>Level 2 Summer 2025</div> <div>06/23/2025</div>	<div>9:00am - 5:00pm</div> <div>M T W T F S S</div>	Main		<div>As low as</div> <div>\$120.00</div>

↑

Step 5: “Add to Cart” (If you have more than one student, you will be prompted to select the correct student for this registration **after** you add to cart.)



Step 6: Select the student if you have more than one child

Step 7: “Add” (Green button on the **TOP** of the screen)

Step 8: “Continue Shopping” or “Checkout Now”

Step 9: “Accept Enrollment Fees” and look for your confirmation email.

Step 10: We will process your registration and run the primary card on file for the deposit amount. **Your registration is not complete until the deposit is paid and your spot cannot be held.**

DEPOSITS

- Deposits are **NON-REFUNDABLE**
- Due at the **TIME OF REGISTRATION**
- **We will run your primary card on file when we receive your registration**
- **\$50 deposit per week, per dancer**
- **Ex: Registration for 3 weeks = \$150.00 (\$50 + \$50 + \$50)**

Deposits are applied towards the tuition for that week’s classes